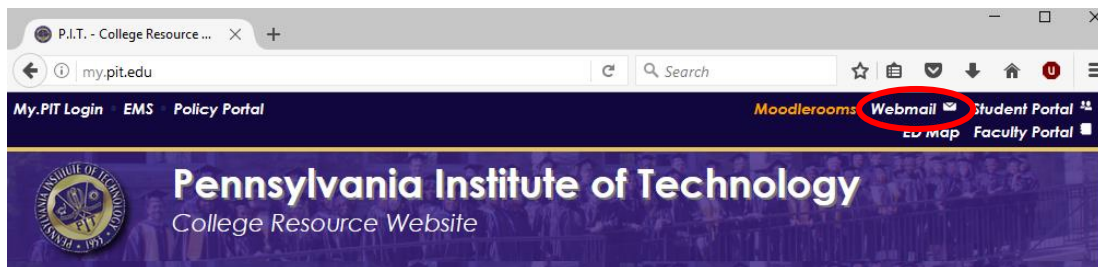




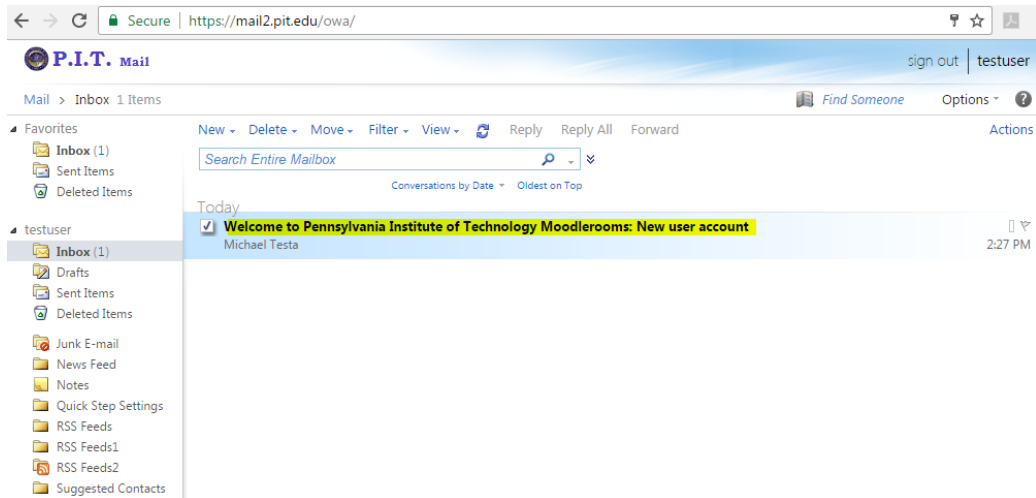
## Moodlerooms Initial Login Instructions

- 1) Log in to your email account. You can access it through the my.pit.edu webpage. Click on the “Webmail” link (see below).



- 2) At the prompt screen, type in the Username and Password given to you at orientation. If you don't have that information, you can visit the Innovation Center or contact them at ICHelpdesk@PIT.edu. Someone will respond to you during normal business hours.

- 3) Open the email that you received from P.I.T.'s Moodlerooms – you will have received this email if you were registered for a course that requires the use of the Moodlerooms Learning Management System (LMS).



- 4) The email will contain information similar to this:

Hi Test User,

A new account has been created for you at 'Welcome to Pennsylvania Institute of Technology Moodlerooms' and you have been issued with a new temporary password.

Your current login information is now:

username: testuser@pit.edu

password: a\*bc123\$

(you will have to change your password when you login for the first time)

To start using 'Welcome to Pennsylvania Institute of Technology Moodlerooms',

login at

<http://moodlerooms.pit.edu/login/>

In most mail programs, this should appear as a blue link which you can just click on. If that doesn't work, then cut and paste the address into the address line at the top of your web browser window.

Cheers from the 'Welcome to Pennsylvania Institute of Technology Moodlerooms'

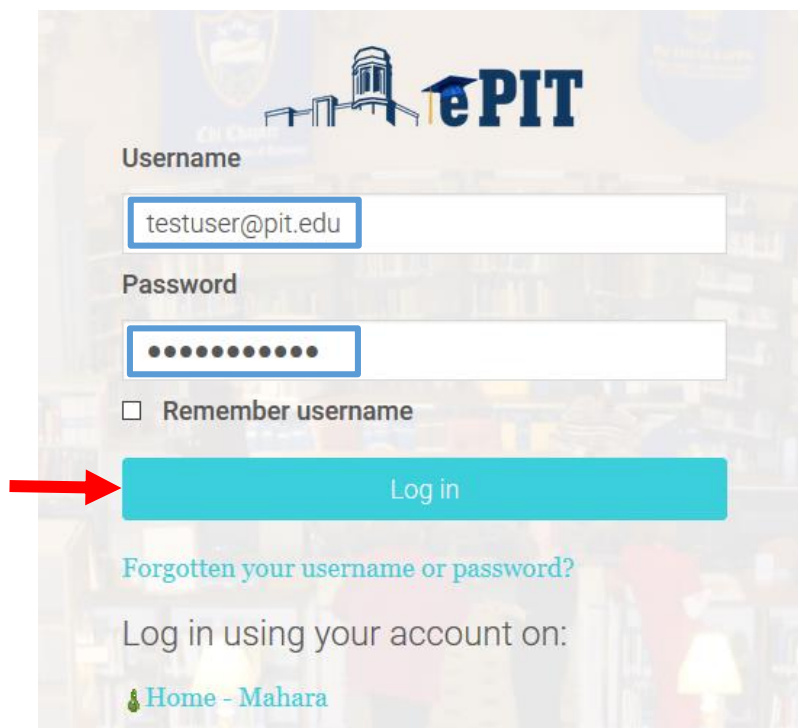
administrator,

Admin User

- 5) Go to Moodle rooms from the link provided in the email ( <http://moodlerooms.pit.edu/login/> ) or go to P.I.T.'s College Resource Website at [my.pit.edu](http://my.pit.edu) and click on the link.



- 6) In the fields provided, enter the username and password you were supplied in the email then click on Log in:



- 7) Change your Moodle rooms password. Click Save Changes.

EPIT

Home / Dashboard / Preferences / User account / Change password

My Courses

# Test User

You must change your password to proceed.

## Change password

**Username**  
testuser@pit.edu

The password must have at least 8 characters, at least 1 digit(s), at least 1 lower case letter(s), at least 1 upper case letter(s), at least 1 non-alphanumeric character(s) such as \*, -, or #

**Current password\***

**New password\***

**New password (again)\***

Save changes

- 8) If successful with the password change, you will receive the next message. Click Continue.

EPIT

Home / Dashboard / Preferences / User account / Change password

My Courses

# Test User

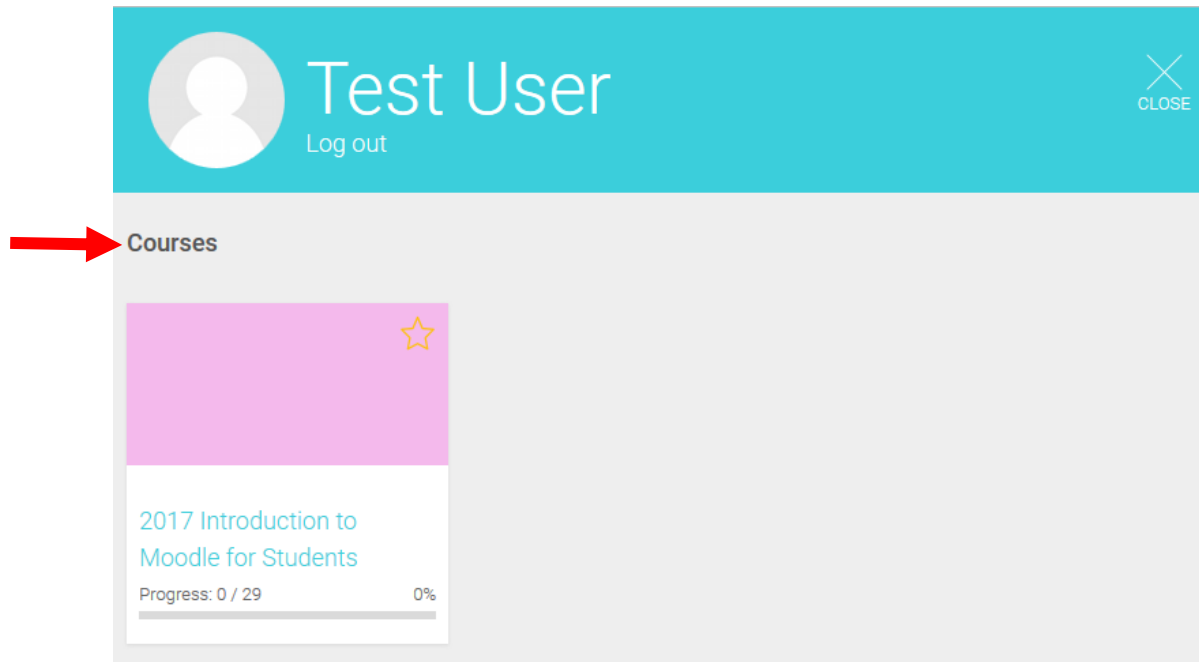
Password has been changed

Continue

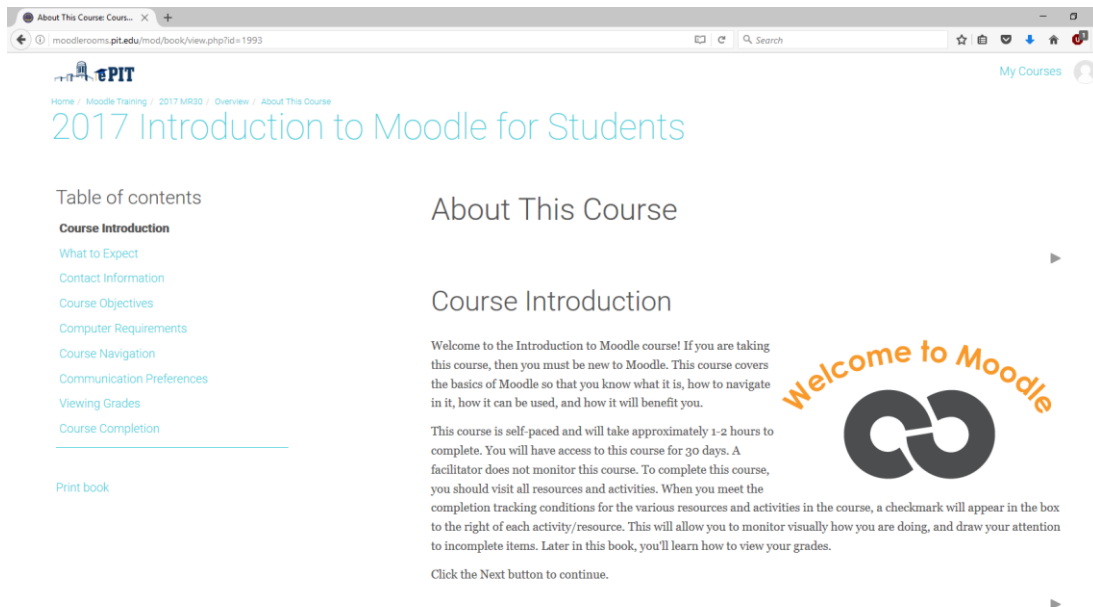
- 9) In the upper right hand corner click on My Courses.



10) This will show you all the courses that you are registered for. Click on course to start reviewing it.

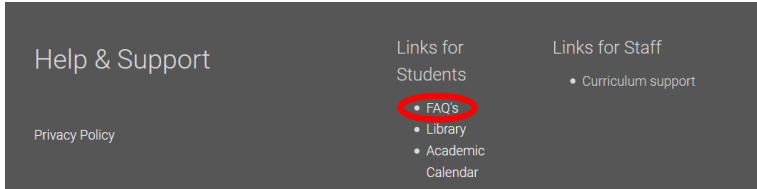


11) This will launch the course that you are enrolled in.



## Still having Trouble Navigating?

12) At the bottom of the page under “Links for Students,” click on FAQ’s



13) This will bring you to the Student FAQ page by Moodlerooms to help you use Moodlerooms.

